



Computing Workstations



Meet Trio.

Your partner in patient care.

The Trio™ Computing Workstation combines innovative advancements with flexibility to meet the needs of clinical users today and into the future.

Trio offers a refined, ergonomic design style coupled with innovative advances in ease of use, maneuverability, and power system runtime. And Trio is fully supported by the partner you trust, Capsa Healthcare.





HEALTHCARE

Superior ease of use, flexibility, and performance.

PERSONAL ERGONOMICS

- ▶ Simple ergonomic adjustments of the work surface, keyboard, and monitor allow users to position for ideal comfort

MANEUVERABILITY

- ▶ A slim workstation profile, lightweight design, and N-Stride steer assist make each step a little easier

POWER

- ▶ NEW GoLife™ scalable power system to match your run-time requirements and provide workflow options

CONVENIENCE

- ▶ Smart accessories coupled with a range of medication and supplies storage options streamline med prep and common workflows

SUPPORT

- ▶ We've got your back 24/7. Capsa's technical support teams will partner with you to ensure maximum uptime

Elevating performance,
every day.

▼ *Capsa Healthcare has been a market leader for over 50 years through inventive product design and commitment to customer support.*

Simple to Use



▼ **Trio™** helps you throughout your shift.

Capsa Healthcare has taken the “no hassle factor” functionality to the next level with Trio. It’s simple to use with thoughtful tools built-in to facilitate workflow, save time, and support an efficient clinical process. ►



For IT Team

NO HASSLE FACTOR!

- ▶ Trio takes the potential of dissatisfied users off the table and puts the assurance of proven performance in your corner

FLEET MANAGEMENT

- ▶ Trio offers a modern version of our proven N-Sight Fleet Management software to improve asset utilization, maximize fleet performance, and identify potential issues before they impact clinicians

STANDARDIZATION

- ▶ Trio is so adaptable that it can be the ONE platform to take on the varied applications of computing workstations across your facility

TRUSTED SUPPORT

- ▶ Trio is very serviceable for common maintenance, but it's our commitment to support and service that has our customers staying with us through the years

For Nursing Team

SIMPLE TO USE

- ▶ An intuitive control center provides simple touch screen navigation to a host of informative tools and personal "memory" presets for optimal user comfort

MAXIMUM UPTIME

- ▶ Extended runtimes allow clinicians to focus on care, without worrying about running out of power during their shift

BREEZE TO MANEUVER

- ▶ Trio is simple to move because of its light weight, premium casters, and the N-Stride steer assist feature, standard with every cart

CONFIGURABLE

- ▶ Trio can be configured to fit the requirements for an array of care applications, medication management, and procedure support

Superior Agility



▼ Trio™ moves with you.

Providing clinicians with an intuitive and satisfying user experience to compliment their care routine is at the heart of the Trio platform's design. With a keen focus on ergonomics, profile and weight, we designed a workstation that sets a new bar for simple maneuverability. ►



Simple maneuverability

PERSONAL ERGONOMICS

- ▶ Personally adjustable for optimal user comfort including height adjustments and 'memory' presets that are stored in your user profile and transfer to any cart you log into

N-STRIDE™ STEER ASSIST

- ▶ N-Stride minimizes user strain when pushing the cart through hallways; just engage the handle trigger and it's smooth sailing

WORKSTATION AGILITY

- ▶ A smaller overall profile than comparable alternatives and a reduction in cart weight promote a new standard in simple mobility



Intuitive Power



▼ **Trio™ powers you through your day.**

The NEW GoLife™ power platform is a flexible, hybrid power system built on proven technology that allows your facility to choose an option that suits your runtime needs, from short sprint requirements up to 24/7 uptime. ►

Power options

SCALABLE POWER SYSTEM

Trio offers flexible, scalable power options, all with safe, proven lithium iron phosphate technology to meet whatever runtime your facility may need.

The NEW GoLiFe™ power system offers a choice of stand-alone in-base power of 20, 40, or 50 amp hours. And in-base power can be combined with the GoLiFe external battery to provide over 30 hours of runtime.

- ▶ **20 amp base power** for lightweight, light duty applications, provides 8 hours of runtime at 30 watt average usage
- ▶ **40 amp base power** for medium duty applications, provides 15-1/2 hours of runtime at 30 watt average usage
- ▶ **50 amp base power** for higher capacity and longer runtime requirements, provides almost 20 hours of runtime at 30 watt average usage
- ▶ Add the 20 amp GoLife external battery to any in-base power option for extra capacity and 24 / 7 runtime

POWER MONITORING

Proactively monitor power usage and battery level status through the N-Sight Fleet Management Platform. N-Sight is a robust cloud-based system that enables Hospital IT to remotely manage an entire fleet of Trio workstations.

See pages 10 and 11 to learn more about N-Sight



GoLiFe™ Swappable Battery



Optimize Your Fleet

Fleet Management



▼ **N-Sight™** helps you monitor your fleet.

When it comes to software, proven and stable is a good thing. That's why we took the core of our innovative N-Sight™ Fleet Management software platform and built out the features to be responsive to today's health IT requirements. ▶

Flexible Storage



▼ Trio™ adapts to your needs.

Trio supports a variety of storage options including standard bins or the new MaxBin™ system. Both are fully configurable and provide ample storage capacity to meet specific application requirements. Trio's configurable storage supports both simple and complex medication administration workflows and the highest security requirements. ►

Storage options

MAXBIN™ STORAGE SYSTEM

The MaxBin system provides high-capacity storage for medication and supplies, in your choice of electronic locking or non-locking bins.

- ▶ Higher capacity, more flexible storage system
- ▶ 60-74% more capacity per row than standard bins
- ▶ Full width drawers with soft-close slides
- ▶ Dual locking option for controlled medications and witness authentication
- ▶ Remote security management

STANDARD BIN SYSTEM

Trio is configurable with a selection of standard drawers and bins in electronic locking or non-locking. Mix and match to meet your facility's workflow, storage and security requirements. Bins are available in gray or blue.

- ▶ Electric locking or non-locking drawers and bins
- ▶ Available in 2, 4 or 6 tier storage options
- ▶ Arrange your storage with a selection of bin and drawer configurations
- ▶ Available colors include NEW gray or blue
- ▶ Remote security management

See Trio's storage options on Page 14 & 15




*Trio with
Standard Bin System*

Standard Bin System

Standard Bin Configurations

Configure the Trio workstation with standard drawer and bin options in your choice of electronic locking or non-locking to meet specific workflow, storage and security needs. Available in gray or blue.

Preconfigured Bin Modules



Standard Bin Dimensions



3.875" Small Bin
3.875" w x 2.375" h x 10.5" d
(9.84 x 6.03 x 26.67 cm)



6.375" Medium Bin
6.375" w x 2.375" h x 10.5" d
(16.19 x 6.03 x 26.67 cm)



12.75" Wide Bin
12.75" w x 2.375" h x 10.5" d
(32.38 x 6.03 x 26.67 cm)



6.375" Medium Deep Bin
6.375" w x 4.9375" h x 10.5" d
(16.19 x 12.54 x 26.67 cm)



12.75" Wide Deep Bin
12.75" w x 4.9375" h x 10.5" d
(32.38 x 12.54 x 26.67 cm)



Trio with Standard Bins

Envelope Drawer available in blue only. Ask your Capso Sales Manager for more information.

MaxBin™ System

MaxBin High Capacity Configurations

The MaxBin system provides high-capacity storage for medication and supplies, in your choice of electronic locking or non-locking bins. The MaxBin's unique configurable design provides options for simple 1-tier up to expansive 5-tier designs.




Trio with MaxBin System

Sample Tier Configurations



MaxBin Dimensions




4" Small Bin
4" w x 2.66" h x 11.86" d
(10.16 x 6.75 x 30.12 cm)



5.5" Medium Bin
5.5" w x 2.66" h x 11.86" d
(13.97 x 6.75 x 30.12 cm)



8.6" Wide Bin
8.6" w x 2.66" h x 11.86" d
(21.59 x 6.75 x 30.12 cm)



16.6" Extra Wide Drawer
16.6" w x 2.66" h x 11.86" d
(42.16 x 6.75 x 30.12 cm)



4" Small Deep Bin
4" w x 6.15" h x 11.86" d
(10.16 x 15.62 x 30.12 cm)



5.5" Medium Deep Bin
5.5" w x 6.15" h x 11.86" d
(13.97 x 15.62 x 30.12 cm)



8.6" Wide Deep Bin
8.6" w x 6.15" h x 11.86" d
(21.59 x 15.62 x 30.12 cm)



16.6" Extra Wide Deep Drawer
16.6" w x 6.15" h x 11.86" d
(42.16 x 15.62 x 30.12 cm)

Accessories

Customize Your Workstation

Choose from a selection of accessories to configure Trio for an array of care applications, medication management, and procedure support.



Wire Basket
Two Sizes



Access Pack
Multiple Sizes



Work Surface & Notification Light



Printer Shelf



Forked Scanner Holder




Tablet Mount
Multiple Options



Rear Slot Mount Scanner Holder



Sanitizing Wipes Bracket



Document Scanner Shelf

Visit CapsaHealthcare.com for more convenient accessories.

Specifications & Options



Specifications

Footprint*	16.53"W x 17.64"D
Starting weight (without battery)	95.8 lbs
Battery weights	5.6-14.4 lbs
Work surface height range	33.5" - 49.5"
Keyboard height range	24.25" - 43.25"
Monitor (center) height range	45" - 66.5"
Primary work surface size	17"W x 10.5"D
Expanded work surface	10.875"W x 9.175"D
CPU cavity dimensions	17"W x 13.25"D x 3"H

* Expanded base size required for select storage configurations. Inquire with your Capsa representative for more information.

Wrist Rest Color Options



Grey



Blue



Lavender

Superior Service & Support

Our driving purpose is to ensure our customers are receiving the best service and support to maintain the uninterrupted delivery of healthcare.



Black Book Award

Recognized in 2020 for the highest user satisfaction in a 3rd party research study

NEXT
BUSINESS DAY
PARTS

ON-SITE
SUPPORT

2-HOUR
RESPONSE
TIME

SERVICE

- ▶ We have you covered with 24/7 technical support and next business day service parts
- ▶ A complete commitment to 100% customer satisfaction
- ▶ Over 92% of customers would recommend Capsa Healthcare to their colleagues and peers
- ▶ Expert technical guidance, implementation assistance, and field service teams
- ▶ Worldwide team of service technicians and service partners



Why Partner with Capsa Healthcare?

250,000 Capsa point-of-care carts deployed worldwide

INNOVATION

- ▶ Over 20-years of continual computing workstation development and evolution
- ▶ Workstation features that deliver tangible benefits to IT and nursing
- ▶ Integrated, proven software to support fleet management

QUALITY


- ▶ Rigorous 55-point quality inspection to ensure first pass quality from the start
- ▶ Comprehensive bumper-to-bumper warranty
- ▶ Inventive approach to power system performance for maximum runtimes
- ▶ Safety tested to the latest edition UL and CE certification

EXPERIENCE

- ▶ Dedicated product consultants that truly understand healthcare delivery at the point-of-care
- ▶ Sustained leadership position in superior clinical support equipment for over 50 years
- ▶ Knowledgeable customer care and service teams to support you 24/7

SELECTION

- ▶ Complete flexibility in computing workstation configuration and set-up
- ▶ Hundreds of design options to create your medication and supplies storage platform
- ▶ Flexible power system meets virtually any runtime requirement
- ▶ Open-platform approach to accommodate computing hardware and peripherals



Elevating performance,
every day.



CAPSAHEALTHCARE

CapsaHealthcare.com | 800.437.6633

8170 Dove Parkway
Canal Winchester, Ohio 43110

Form C-545 r10-22
©2020 Capsa Healthcare



Certified ISO
27001:2013



Certified ISO
9001:2015

